
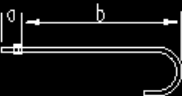



R	灯杆高度		m	10	12	13	14	16
	预埋螺栓尺寸		mm	螺栓Φ24 a:90 b:800	螺栓Φ24 a:90 b:1000	螺栓Φ30 a:90 b:1000	螺栓Φ30 a:90 b:1000	螺栓Φ30 a:90 b:1200
				a:90 b:800	a:90 b:1000	a:90 b:1000	a:90 b:1000	a:90 b:1200

